

Flute

first connection / headjoint to body

lefreQue

dutch original sound solution

position lefreQue

materials



Flute with ultimate band

Start with the material of your instrument or a higher quality. For silver or wooden flutes that would be at least the silver plated. The solid silver has the best price-quality ratio. You can go up to 24 k solid gold.

33 mm or 41 mm
lefreQue



+

70 mm Ultimate Band
for Headjoint



Artikel Nr. 219105

or +

70 mm Elastic Band
for Headjoint



Artikel Nr. 219077

How to try:

Individual exercises

- Play a chromatic scale (long notes without vibrato). Play it with, without and then with lefreQue again. Pay attention to intonation and evenness of tone production.
- Play octaves. Play it with, without and then with lefreQue again. Listen to your tone as if you play a duet with your own overtones. Pay attention to the difference in tuning with and without lefreQue.
- Play different fragments outside your comfort zone with difficult bindings or intervals. Feel the differences in ease of playing and pay attention to your intonation.

Joint exercise

- Play a scale together (long notes and without vibrato). Play it with, without and then with lefreQue again. First unisono and then in octaves. Listen to the difference in tuning and projection.
- Play a duet with any other wind instrument and pay attention to the differences in intonation.

We hope you enjoy these exercises. Thanks for trying lefreQue!

missing link for **ALL** wind instruments

www.lefreQue.com

Piccolo

first connection / headjoint to body

lefreQue

dutch original sound solution

position lefreQue



materials

33 mm lefreQue



+

Piccolo Ultimate Band



Artikel Nr. 219112

or +

55 mm Elastic Band



Artikel Nr. 219075

How to try:

Individual exercises

- Play a chromatic scale (long notes without vibrato). Play it with, without and then with lefreQue again. Pay attention to intonation and evenness of tone production.
- Play octaves. Play it with, without and then with lefreQue again. Listen to your tone as if you play a duet with your own overtones. Pay attention to the difference in tuning with and without lefreQue.
- Play different fragments outside your comfort zone with difficult bindings or intervals. Feel the differences in ease of playing and pay attention to your intonation.

Joint exercise

- Play a scale together (long notes and without vibrato). Play it with, without and then with lefreQue again. First unisono and then in octaves. Listen to the difference in tuning and projection.
- Play a duet with any other wind instrument and pay attention to the differences in intonation.

We hope you enjoy these exercises. Thanks for trying lefreQue!

Flute

head & foot joint & crown

LefreQue works for all flutes



NEW 106 mm

Alto flute and lower, to bridge the barrel
106 mm & 2 x 70mm band



Flute
1st connection

33 mm
or
41 mm




70 mm
band for
headjoint
Artikel Nr. 219077



Flute
foot joint

33 mm
or
41 mm



special band
foot joint
Artikel Nr. 219088



Flute
crown

33 mm
or
41 mm




55 mm
band
Artikel Nr. 219075

Piccolo



Piccolo
option 1

33 mm



option 1

55 mm band
Artikel Nr. 219075


or




special band
piccolo
Artikel Nr. 219112

lefreQue instruction manual for Flute first connection

1 what you need



2 upper plate with dots !



3



4



5





6



7

enjoy your
lefreQue

Best spot to place
lefreQue
is where the Tube
is most free!!!



8

